

The **NOMAD POWER PRO 90** is an ultrasafe booster pack incorporating a high quality lithium battery. It offers **4 functions in a single device**:

- Booster for 12V vehicles (*motorcycles, light vehicles, vans*).
- Autonomous power supply for all kinds of electrical appliances.
- Maintains the vehicle's internal memory for maintenance (*battery charge function, optional OBD cable*).
- Emergency/warning lamp.

### ENGINE START FEATURE (BOOSTER)

Its **lithium** battery has an exceptional power/size ratio (peak current 800A).

Thanks to its «**forced start**» feature, it can start vehicles where the 12V battery is deeply discharged down to 2V ( but not damaged).

Most batteries are compatible (lead-acid, gel, AGM, Start&Stop).

### ULTRA-SECURE

It has **comprehensive protection** for the onboard electronics, the booster itself, the vehicle battery and the user.

- Anti spark technology.
- Anti short-circuit protection.
- Anti polarity inversion technology.
- Anti overcharge/deep discharge protection.
- Anti overvoltage protection.
- Thermal protection.

### POWER SUPPLY

- 1x **5V USB port** (2A) to recharge all types of devices (*smartphone, tablet, sat-nav, etc*).
- 1x **12V cigarette lighter socket** (3.5A) : ideal for camping, to power a 12V device (*Ice box, TV, fan, etc*).
- Battery charge function (*optional OBD cable*) : prevents data loss while changing the battery.

### LED TORCH FEATURE

**3 mode lamp** (1 LED).

### PORTABLE

**Compact**, it is easily and effortlessly carried around. Ideal to store in the vehicle glovebox or similar.



Supplied with carrying case + accessories.



16 mm<sup>2</sup>  
Starting cables

















- 12V charger  
- Cigarette lighter socket



OPTION  
OBD cable 1.5 m  
Fuse 7.5A

Ref. 054202

LITHIUM		1V/C	Cranking CC	START 	CABLE 	SMART CABLE 	INPUT 	OUTPUT 	POWER SUPPLY					OBD 	LIGHT / MODES 	cm 	kg 
CAPACITY PER CELL	FULL CHARGE																
9 Ah 99.9Wh	9 H	400 A	800 A	12V PETROL & DIESEL	12 V 1 A	—	12V - 1A	5 V - 2 A 12 V - 3.5 A	✓	✓	1	—	✓ (option)	✓	26.7 x 19.5 x 5	1.25	